

Western Indian Ocean JOURNAL OF Marine Science

Volume 16 | Issue 2 | Jul – Dec 2017 | ISSN: 0856-860X

Chief Editor José Paula



Western Indian Ocean JOURNAL OF Marine Science

Chief Editor **José Paula** | Faculty of Sciences of University of Lisbon, Portugal

Copy Editor **Timothy Andrew**

Editorial Board

Serge ANDREFOUËT

France

Ranjeet BHAGOOLI

Mauritius

Salomão BANDEIRA

Mozambique

Betsy Anne BEYMER-FARRIS

USA/Norway

Jared BOSIRE

Kenya

Atanásio BRITO

Mozambique

Louis CELLIERS

South Africa

Pascale CHABANET

Reunion (France)

Lena GIPPERTH

Sweden

Johan GROENEVELD

South Africa

Issufo HALO

South Africa/Mozambique

Christina HICKS

Australia/UK

Johnson KITHEKA

Kenya

Kassim KULINDWA

Tanzania

Thierry LAVITRA

Madagascar

Blandina LUGENDO

Tanzania

Joseph MAINA

Australia

Aviti MMOCHI

Tanzania

Nyawira MUTHIGA

Kenya

Brent NEWMAN

South Africa

Jan ROBINSON

Seycheles

Sérgio ROSENDO

Portugal

Melita SAMOILYS

Kenya

Max TROELL

Sweden

Published biannually

Aims and scope: The *Western Indian Ocean Journal of Marine Science* provides an avenue for the wide dissemination of high quality research generated in the Western Indian Ocean (WIO) region, in particular on the sustainable use of coastal and marine resources. This is central to the goal of supporting and promoting sustainable coastal development in the region, as well as contributing to the global base of marine science. The journal publishes original research articles dealing with all aspects of marine science and coastal management. Topics include, but are not limited to: theoretical studies, oceanography, marine biology and ecology, fisheries, recovery and restoration processes, legal and institutional frameworks, and interactions/relationships between humans and the coastal and marine environment. In addition, *Western Indian Ocean Journal of Marine Science* features state-of-the-art review articles and short communications. The journal will, from time to time, consist of special issues on major events or important thematic issues. Submitted articles are subjected to standard peer-review prior to publication.

Manuscript submissions should be preferably made via the African Journals Online (AJOL) submission platform (<http://www.ajol.info/index.php/wiojms/about/submissions>). Any queries and further editorial correspondence should be sent by e-mail to the Chief Editor, wiojms@fc.ul.pt. Details concerning the preparation and submission of articles can be found in each issue and at <http://www.wiomsa.org/wio-journal-of-marine-science/> and AJOL site.

Disclaimer: Statements in the Journal reflect the views of the authors, and not necessarily those of WIOMSA, the editors or publisher.

Copyright © 2017 —Western Indian Ocean Marine Science Association (WIOMSA)

No part of this publication may be reproduced, stored in a retrieval system or transmitted in any form or by any means without permission in writing from the copyright holder.

ISSN 0856-860X



Codend mesh size of beach seine nets influences fish species and size composition in Lamu, north coast, Kenya

Khyria S. Karama ^{*1, 2}, Yoshiki Matshushita ¹, Edward Kimani ², Gladys Okemwa ², Stephen Mwakiti ², Christopher Aura ², Stephen Ndegwa ³

¹ Graduate School of Fisheries and Environmental Sciences, Nagasaki University, 1-14 Bunkyo-machi, Nagasaki 852-8521, Japan

² Kenya Marine and Fisheries Research Institute, PO Box 81651-80100, Mombasa, Kenya

³ State Department for Fisheries and the Blue Economy, PO Box 58187-00200, Nairobi, Kenya

* Corresponding author:
khyriask@gmail.com

Abstract

Beach seine nets are commonly used in reef lagoons in Kenya, with potentially destructive impacts on reefs and other habitats. The species composition and size frequency of catches made by nets with codend mesh sizes of 25 mm, 38 mm and 44 mm were evaluated for samples collected during three sampling trips in the Lamu area between 2014 and 2016. A total of 98 fish species belonging to 41 families were recorded. Most species with highest diversity ($D = 10.67$) were caught by the 25 mm codend mesh, followed by the 38 mm ($D = 6.69$) and 44 mm meshes ($D = 3.04$), respectively. Size frequencies of dominant species *Leptoscarus vaigiensis*, *Siganus sutor* and *Lethrinus lentjan* depended on the codend mesh size sampled, with the 25 mm mesh retaining more immature individuals than the other two meshes. It is concluded that codend mesh size influences catch properties of beach seine nets used in Lamu, and that introducing a minimum mesh size would reduce the proportions of juvenile fishes landed.

Keywords: Beach seine, Species composition, Size frequency, Codend mesh size, Fisheries management, Kenya.

Introduction

Fishing with beach seine nets in reef lagoons contributes substantially to food security and economic activity in coastal villages in Kenya (FAO, 2011). Beach seining is particularly common in the Lamu area on the north coast, where it has been assimilated into the fishing culture after being introduced by migrant fishers about 30 years ago (FiD, 2015). Beach seining is considered to be a destructive fishing gear, and its use has been banned in Kenya since 2001 (Kenya Gazette Notice No. 7565 Vol. CIII. No. 69, 2001). Nevertheless, many artisanal fishers do not comply with the ban (McClanahan *et al.*, 2005), and the number of beach seine nets in the marine artisanal fishery has remained relatively constant, with frame surveys reporting 139 nets (2008), 211 nets (2012) and 193 nets (2014) over the past decade (FiD, 2015). Cinner *et al.* (2009) suggested that fishers do not comply with the ban because of lack

of alternative employment opportunities. Noncompliance with regulations undermines the effectiveness of fisheries management (Madrigal-Ballesteros *et al.*, 2013; Turner *et al.*, 2014; Pomeroy *et al.*, 2015).

The physical effects of beach seining on reefs and associated habitats have been well documented (McClanahan & Mangi, 2001). Areas affected by beach seining often have significantly smaller corals and a lower density of coral colonies (Mangi & Roberts, 2006). Dragging a net across the seafloor leads to resuspension of bottom sediment, increasing turbidity and smothering benthic organisms (Jones, 1992). It also removes or crushes epibenthic organisms such as corals, seagrasses and sponges (Sainsbury *et al.*, 1997). Beach seine nets are long and mobile, and can therefore affect large areas of seafloor habitats where they are frequently used (McManus, 1997; Auster, 1998; Watling & Norse, 1998).

Beach seining captures a range of fish species and sizes that occur in the intertidal and shallow subtidal zones (Gough *et al.*, 2009), and the codend mesh size used will determine the selectivity of the gear (FAO, 2011). Using a small mesh size is likely to capture a larger proportion of juvenile fishes (Nunoo & Azuma, 2015), and the lead line of the net may also destroy fish spawning grounds while being dragged over the seafloor. Fisheries regulations that specify a minimum mesh size can be used to manipulate the selectivity properties of gear, to reduce

northeast and southeast monsoon winds. The sampled beach seines comprised of a seine body with different nominal codend mesh sizes of 25mm, 38mm and 44 mm, with anterior and posterior wings attached, which is hauled by up to 30 fishers at a time. The upper part of the net is maintained on the surface by a float line (150 – 400 m long) and the footrope on the seafloor comprises a lead line with sinkers to prevent fish from escaping the enclosure. The wings are attached to hauling ropes (FAO, 2011).

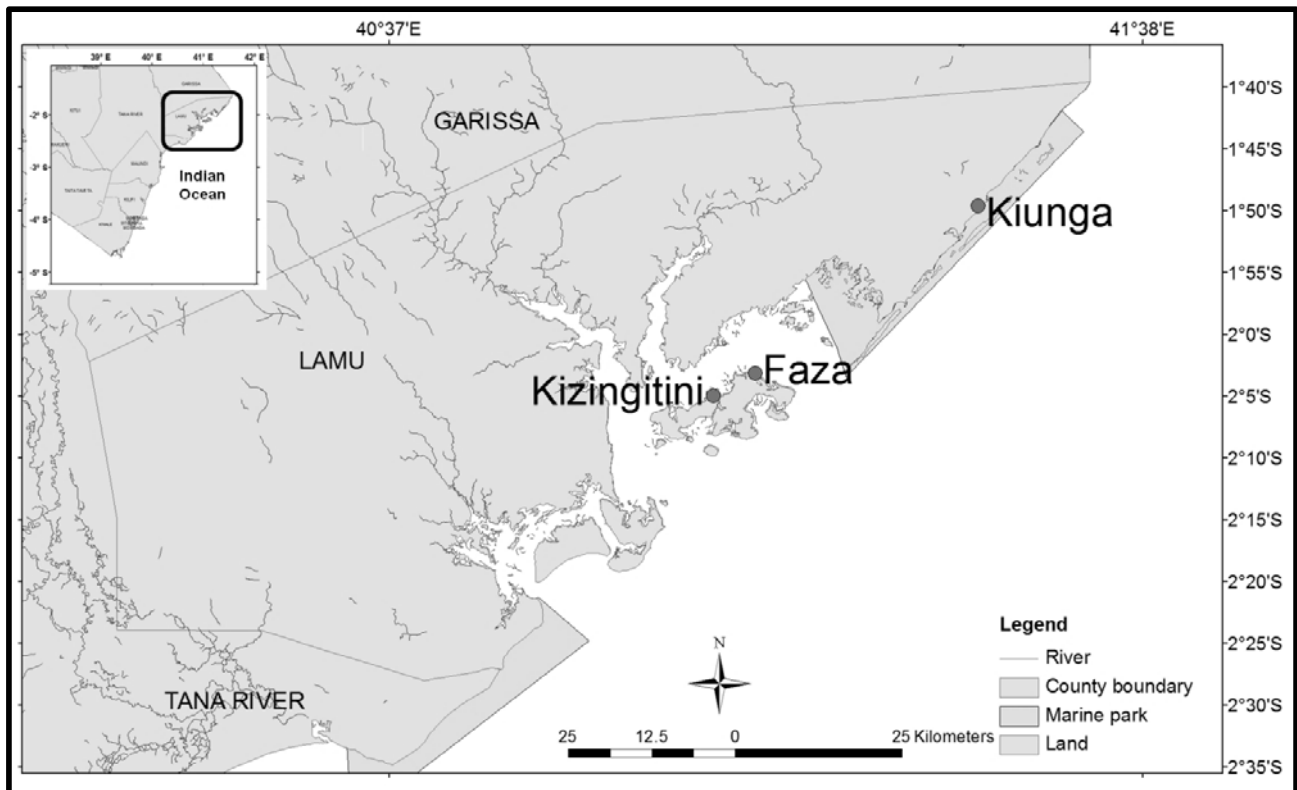


Figure 1. A map of the north coast Kenya, with dark filled circles showing the sampling sites in Lamu.

the proportion of juvenile fishes smaller than a given size in catches. Mesh size can also be adjusted to reduce catches of non-target species, through size selectivity (MacLennan, 1992; 1995). Knowledge of fishing gear selectivity is therefore important within the context of fisheries management. The effects of codend mesh sizes on the species composition and size of fish caught by beach seine nets in Lamu was assessed.

Materials and methods

Catch assessment surveys were carried out on 1st–7th May 2014, 6th–12th March 2015, and 9th–14th May 2016 at the main beach seine fishing grounds in Lamu (Kiunga, Faza, Kizingitini) (Fig. 1). The area is highly productive with rich fishing grounds influenced by

A representative catch sample was collected with a bucket from 33 hauls (Table 1), after removing marine litter. The sub-sample of the catch was identified to species level using field guides (Smith & Heemstra 1986; Lieske & Myers, 1994). Fish total length (TL) was measured to the nearest 1 mm using a fixed ruler on a fish measuring board, and individual weights were recorded to the nearest 0.01 g using a weighing balance. Fish were grouped into length class categories to enable a comparative analysis between codend mesh sizes.

Simpson's Diversity Index was used as a measure of diversity for individual mesh sizes, because it takes into account the number of species present, as well as

the relative abundance of each species. The index was calculated using the equation:

$$D = \sum(n(n-1)) / ((N(N-1))),$$

where n is the number of individuals of each species, and N is the total number of individuals of all species. A non-parametric Kruskal–Wallis test was used to compare the fish retained by the three mesh sizes, based on the mean ranks of groups. Mesh selectivity was also determined from size frequencies of the dominant species caught by the different codend mesh sizes, based on the assumption that the community is the same. The length at maturity (L_{mat}) of dominant species was obtained from Hicks & McClanahan (2012) and the proportion of fish smaller than L_{mat} retained by the different mesh sizes was calculated.

Results

Species composition included bony fishes, crustaceans, mollusks, cephalopods and echinoderms. Some 98 species belonging to 41 families were collected and the catch was dominated by three major families; namely Scaridae, Siganidae, and Lethrinidae. The main families that were caught and retained by the 25 mm mesh, but escaped from 38 mm and 44 mm mesh, were small-bodied fish species including Apogonidae (*Apogon fragilis*, *Ostorhinchus taeniophorus*, *Taeniamia fucata*), Monocanthidae (*Cantherhines*

fronticinctus), Clupeidae (*Amblygaster sirm*) and Labridae (*Stethojulis strigiventer*).

In terms of numbers of fish, 25 mm and 38 mm meshes caught mostly *Leptoscarus vaigiensis*, followed by *Siganus sutor* and *Lethrinus lentjan*, whereas similar numbers of *L. vaigiensis* and *S. sutor* were caught by the 44 mm mesh (Table 2). In term of weight, *S. sutor* dominated the catch made with the 44 mm mesh, followed by *L. vaigiensis* and *L. lentjan*. Catches made by the 38 mm mesh were dominated by *L. vaigiensis*, followed by *S. sutor* and *L. lentjan* (Table 3). The Simpson index indicated that the samples caught with the 25 mm mesh had the highest diversity ($D = 10.67$), followed by the 38 mm mesh ($D = 6.69$) and the 44 mm mesh ($D = 3.04$).

Mesh selectivity for the three dominant species differed significantly (Kruskal-Wallis test, $p < 0.05$; *L. vaigiensis* $H = 87.09$, *S. sutor* $H = 34.61$, and *L. lentjan* $H = 179.82$). Some 48.0% of *L. vaigiensis* retained by the 25 mm mesh were smaller than the 15.1 cm L_{mat} . Similarly, 90.2% of *S. sutor* caught with the 25 mm mesh were smaller than the L_{mat} of 20.2 cm, and 88.7% of *L. lentjan* were also smaller than the L_{mat} of 20.3 cm (Fig. 2).

Some 53.1% of *L. vaigiensis* landed by the 38 mm mesh, 50% of *S. sutor*, and 60% of *L. lentjan* were smaller than

Table 1. Summary of the field surveys.

Year	Season	Haul No.	Sampled amount (A, kgs)	Catch amount (B, kgs)	Sampling ratio (A/B)	Nominal codend mesh sizes (mm)
2014	SEM	1	9,0	20,0	0,45	25
2014	SEM	2	20,74	250,0	0,08	38
2014	SEM	2	19,26	150,0	0,13	44
2015	NEM	1	6,2	100,0	0,06	25
2015	NEM	4	17,42	93,0	0,19	25
2015	NEM	2	4,94	120,0	0,04	38
2015	NEM	3	27,76	65,0	0,43	38
2015	NEM	2	10,7	50,0	0,21	38
2015	NEM	1	4,2	15,0	0,28	44
2016	SEM	9	25,5	250,0	0,10	25
2016	SEM	3	13,3	227,0	0,06	38
2016	SEM	3	21,0	1530,0	0,01	38

Table 2. Species composition by count (%) by codend mesh sizes.

Family	Species	Numbers	1367	789	229
		D	10,67	6,69	3,04
			25 mm	38 mm	44 mm
Scaridae	<i>Leptoscarus vaigiensis</i>		18,6	26,1	40,2
Lethrinidae	<i>Lethrinus lentjan</i>		13,8	6,3	1,7
Siganidae	<i>Siganus sutor</i>		13,2	25,9	40,2
Lethrinidae	<i>Lethrinus mahsena</i>		10,8	5,1	7,9
Terapontidae	<i>Pelates quadrilineatus</i>		5,2	0,8	0,0
Gerreidae	<i>Gerres oyena</i>		4,9	1,3	0,0
Scaridae	<i>Scarus psittacus</i>		3,8	1,0	0,0
Siganidae	<i>Siganus canaliculatus</i>		3,7	5,3	0,0
Scaridae	<i>Scarus ghobban</i>		3,2	1,3	0,4
Lethrinidae	<i>Lethrinus nebulosus</i>		2,6	1,6	2,6
Sphyraenidae	<i>Sphyraena flavicauda</i>		2,3	5,4	1,7
Mullidae	<i>Parupeneus rubescens</i>		2,1	0,3	0,0
Lutjanidae	<i>Lutjanus fulviflamma</i>		1,7	0,6	0,4
Scombridae	<i>Sarda sarda</i>		1,7	0,1	0,0
Labridae	<i>Stethojulis strigiventer</i>		1,4	0,0	0,0
Haemulidae	<i>Plectorhinchus gaterinus</i>		1,0	0,9	0,0
Hemiramphidae	<i>Hemiramphus far</i>		0,7	1,9	0,0
Labridae	<i>Cheilio inermis</i>		0,4	1,6	2,6
Plotosidae	<i>Plotosus lineatus</i>		0,4	0,1	0,0
Gobiidae	<i>Priolepis cincta</i>		0,4	0,0	0,0
Scaridae	<i>Scarus sordidus</i>		0,4	0,0	0,0
Sphyraenidae	<i>Sphyraena jello</i>		0,4	0,0	0,0
Haemulidae	<i>Plectorhinchus flavomaculatus</i>		0,4	1,9	2,2
Clupeidae	<i>Amblygaster sirm</i>		0,3	0,0	0,0
Leiognathidae	<i>Karalla daura</i>		0,3	0,1	0,0
Siganidae	<i>Siganus stellatus</i>		0,3	0,1	0,0
Sepiidae	<i>Squid</i>		0,3	0,0	0,0
Scaridae	<i>Calotomus spinidens</i>		0,3	3,2	0,0
Apogonidae	<i>Apogon fragilis</i>		0,2	0,0	0,0
Lethrinidae	<i>Lethrinus microdon</i>		0,2	0,0	0,0
Apogonidae	<i>Ostorhinchus taeniophorus</i>		0,2	0,0	0,0
Haemulidae	<i>Scolopsis ghanam</i>		0,2	0,1	0,0
Apogonidae	<i>Taeniamia fucata</i>		0,2	0,0	0,0
Monacanthidae	<i>Cantherhines fronticinctus</i>		0,2	0,0	0,0
Carangidae	<i>Caranx ignobilis</i>		0,2	0,1	0,0
Apogonidae	<i>Cheilodipterus quinquelineatus</i>		0,2	0,3	0,0
Carangidae	<i>Gnathodan speciosus</i>		0,1	0,3	0,0
Tetraodontidae	<i>Arothron hispidus</i>		0,1	0,3	0,0
Chanidae	<i>Chanos chanos</i>		0,1	0,3	0,0
Fistulariidae	<i>Fistularia petimba</i>		0,1	0,3	0,0
Lutjanidae	<i>Lutjanus gibbus</i>		0,1	0,4	0,0
Monacanthidae	<i>Paramonocanthus frenatus</i>		0,1	0,3	0,0
Clupeidae	<i>Sardinella gibbosa</i>		0,1	0,3	0,0
Scombridae	<i>Rastrelliger kanagurta</i>		0,0	0,3	0,0
Ephippidae	<i>Platax teira</i>		0,0	0,5	0,0
Labridae	<i>Halichoeres scapularis</i>		0,0	0,3	0,0
Lethrinidae	<i>Lethrinus harak</i>		0,0	0,4	0,0
Serranidae	<i>Dermatolepsis striolata</i>		0,0	0,5	0,0
Serranidae	<i>Epinephelus coioides</i>		0,0	0,5	0,0
Serranidae	<i>Epinephelus malabaricus</i>		0,0	0,3	0,0
Pomacentridae	<i>Abudefduf sexfasciatus</i>		0,0	0,5	0,0

Table 3. Species composition by weight (%) by codend mesh sizes.

Family	Species	25 mm	38 mm	44 mm
Carangidae	<i>Caranx ignobilis</i>	24,5	0,0	0,0
Siganidae	<i>Siganus sutor</i>	15,3	18,9	38,0
Scaridae	<i>Leptoscarus vaigiensis</i>	15,1	26,2	33,3
Lethrinidae	<i>Lethrinus lentjan</i>	11,9	5,9	1,2
Lethrinidae	<i>Lethrinus mahsena</i>	4,1	1,6	2,8
Siganidae	<i>Siganus canaliculatus</i>	3,2	5,6	0,0
Gerreidae	<i>Gerres oyena</i>	2,6	0,6	0,0
Sphyraenidae	<i>Sphyraena jello</i>	1,9	0,0	0,0
Hemiramphidae	<i>Hemiramphus far</i>	1,8	3,0	0,0
Terapontidae	<i>Pelates quadrilineatus</i>	1,8	0,3	0,0
Scombridae	<i>Sarda sarda</i>	1,7	0,1	0,0
Sphyraenidae	<i>Sphyraena flavicauda</i>	1,5	9,5	4,8
Scaridae	<i>Scarus psittacus</i>	1,3	0,2	0,0
Scaridae	<i>Scarus ghobban</i>	1,3	1,1	0,1
Lutjanidae	<i>Lutjanus fulviflamma</i>	1,3	0,7	0,1
Sphyraenidae	<i>Sphyraena putnamae</i>	1,0	0,0	0,0
Mullidae	<i>Parupeneus rubescens</i>	1,0	0,1	0,0
Chanidae	<i>Chanos chanos</i>	1,0	0,5	0,0
Haemulidae	<i>Plectorhinchus flavomaculatus</i>	0,8	6,7	6,3
Lethrinidae	<i>Lethrinus nebulosus</i>	0,6	2,2	7,0
Tetraodontidae	<i>Arothron hispidus</i>	0,4	0,5	0,0
Carangidae	<i>Gnathodan speciosus</i>	0,4	0,0	0,0
Labridae	<i>Cheilio inermis</i>	0,3	1,8	4,8
Siganidae	<i>Siganus stellatus</i>	0,3	0,0	0,0
Scombridae	<i>Scomberoides tol</i>	0,3	0,0	0,0
Sepiidae	<i>Squid</i>	0,3	0,0	0,0
Scaridae	<i>Calotomus spinidens</i>	0,1	0,9	0,0
Haemulidae	<i>Plectorhinchus schotaf</i>	0,1	0,8	0,0
Chirocentridae	<i>Chirocentrus dorab</i>	0,1	0,2	0,0
Gobiidae	<i>Amblygobius albimaculatus</i>	0,1	0,1	0,0
Monacanthidae	<i>Cantherhines fronticinctus</i>	0,1	0,0	0,0
Scaridae	<i>Scarus sordidus</i>	0,1	0,0	0,0
Lethrinidae	<i>Lethrinus elongatus</i>	0,1	0,0	0,0
Plotosidae	<i>Plotosus lineatus</i>	0,1	0,7	0,0
Fistulariidae	<i>Fistularia petimba</i>	0,0	0,2	0,0
Lutjanidae	<i>Lutjanus gibbus</i>	0,0	0,3	0,0
Albulidae	<i>Albula glossodonta</i>	0,0	2,8	0,0
Serranidae	<i>Epinephelus coioides</i>	0,0	2,1	0,0
Ephippidae	<i>Platax teira</i>	0,0	1,0	0,0
Scaridae	<i>Calotomus carolinus</i>	0,0	0,8	0,0
Lethrinidae	<i>Lethrinus borbonicus</i>	0,0	0,8	0,0
Lethrinidae	<i>Lethrinus harak</i>	0,0	0,7	0,0
Haemulidae	<i>Diagramma pictum</i>	0,0	0,6	0,0
Acanthuridae	<i>Acanthurus dussumieri</i>	0,0	0,6	0,0
Toxopneustidae	<i>Tripneustes gratila</i>	0,0	0,0	1,6

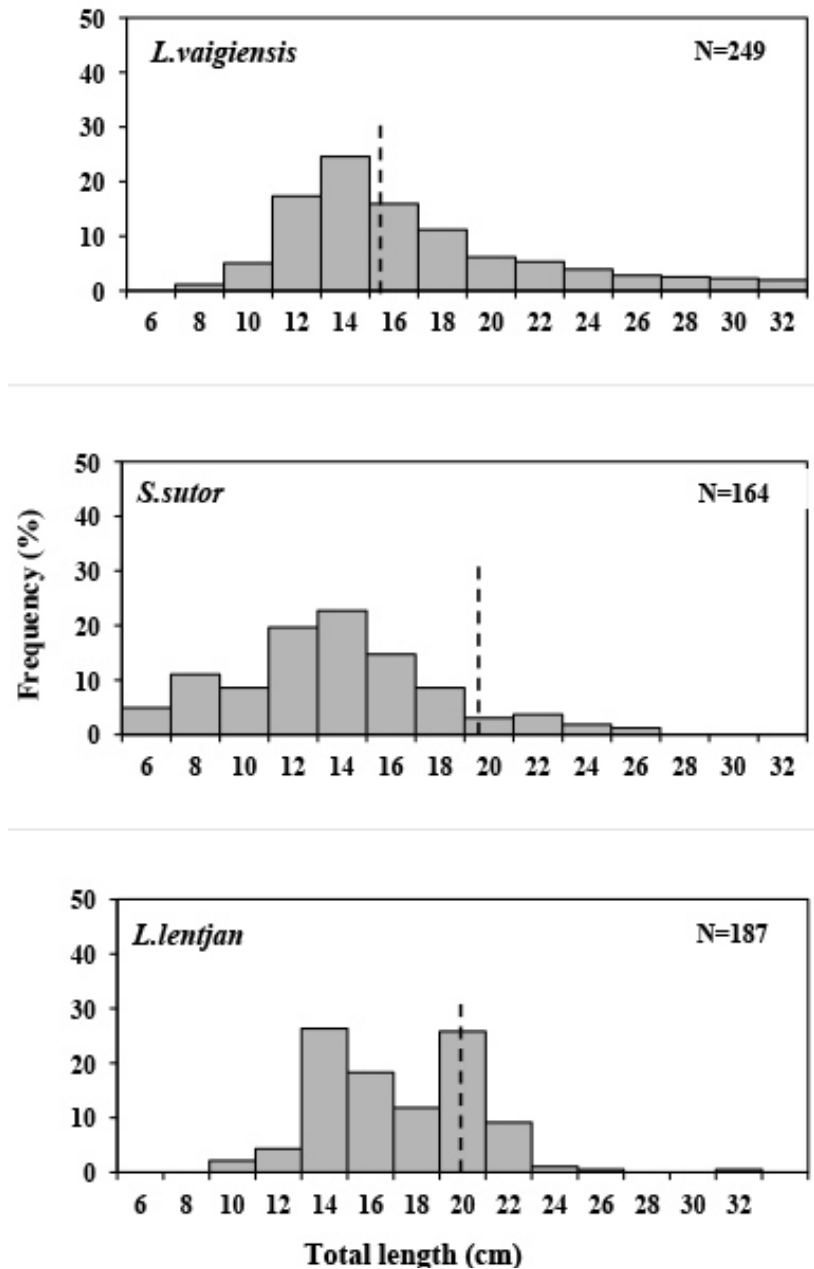


Figure 2. Comparative size frequency graphs for 25 mm codend mesh size of the three dominant species. Dotted lines designated the size of L_{mat} .

the respective L_{mat} estimates (Fig. 3). Only 14.1% of *L. vaigiensis* retained with the 44 mm mesh were smaller than L_{mat} . However, the 44 mm mesh also retained substantial proportions of immature ($< L_{mat}$) *S. sutor* (76.9%) and *L. lentjan* (60%) (Fig. 4). The sample size of *L. lentjan* was small, and may have affected the results. Overall, the results confirm that the 25 mm mesh size retained proportionally more individuals smaller than the L_{mat} than the 38 mm and 44 mm meshes (Fig. 5).

Discussion

Comprehensive studies on the species composition and size structure of beach seine catches and the effects of

gear selectivity on target species are limited in Kenya, where the use of beach seines are prohibited, although not strictly enforced. Attempts to replace beach seine nets with other gear types have been ineffective, and the use of beach seines persists. As an alternative to prohibiting beach seines, implementing a larger mesh size might reduce the impacts on exploited fish populations. Therefore, we analyzed fish caught with different codend mesh sizes, to assess species and size selectivity.

Beach seines with fine mesh codends are active fishing gears known for efficiently capturing a wide range of fish sizes including small, immature individuals

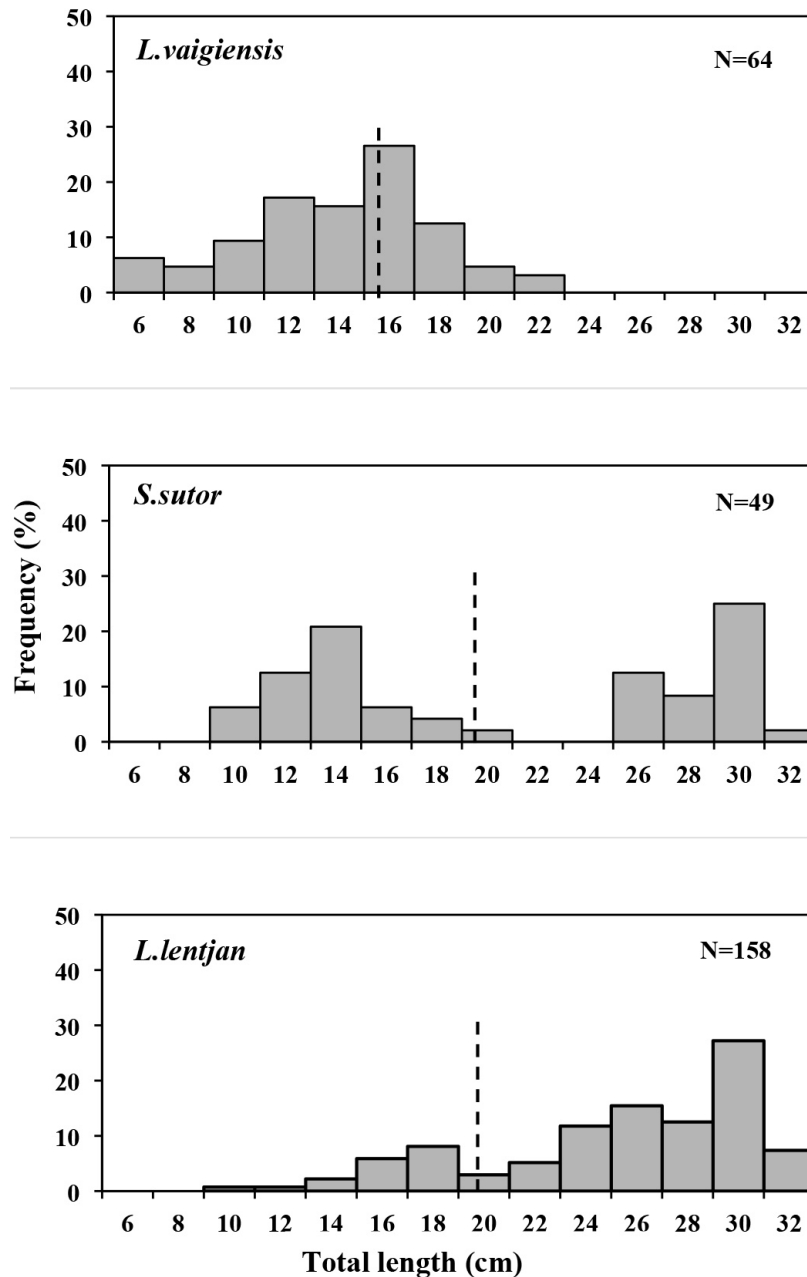


Figure 3. Comparative size frequency graphs for 38 mm codend mesh size of the three dominant species. Dotted lines designated the size of L_{max} .

(Mangi & Roberts, 2006). Beach seines are also known to catch a high diversity of fish species, but with only a few species dominating by weight or numbers (Gell & Whittington, 2002). The results from the present study support the findings by Cinner *et al.* (2009) and Unworth & Cullen (2010) that beach seine catches are dominated by seagrass fish assemblages and coral reef affiliated species that utilize sea grass meadows for feeding.

Catches made with 25 mm mesh were most diverse, because the finer mesh retained small-bodied species, such as *A. fragilis*, *O. taeniophorus*, and *T. fucata*

which may escape through the 38 mm and 44 mm meshes. Similar results were observed in various studies in South Africa (Lasiak, 1984), Ghana (Nunoo *et al.*, 2007) and the western Aegean Sea (Stergiou *et al.*, 1997). Lasiak (1984) confirmed that the species diversity reflects differences in sampling techniques, length and mesh size of gears used, and the differences in the shore-zone fish assemblage.

The 25 mm mesh caught both mature and immature *L. vaigiensis*, *S. sutor* and *L. lentjan*. These are the most abundant and commercially important species for the Kenyan artisanal fisheries (Hicks & McClanahan,

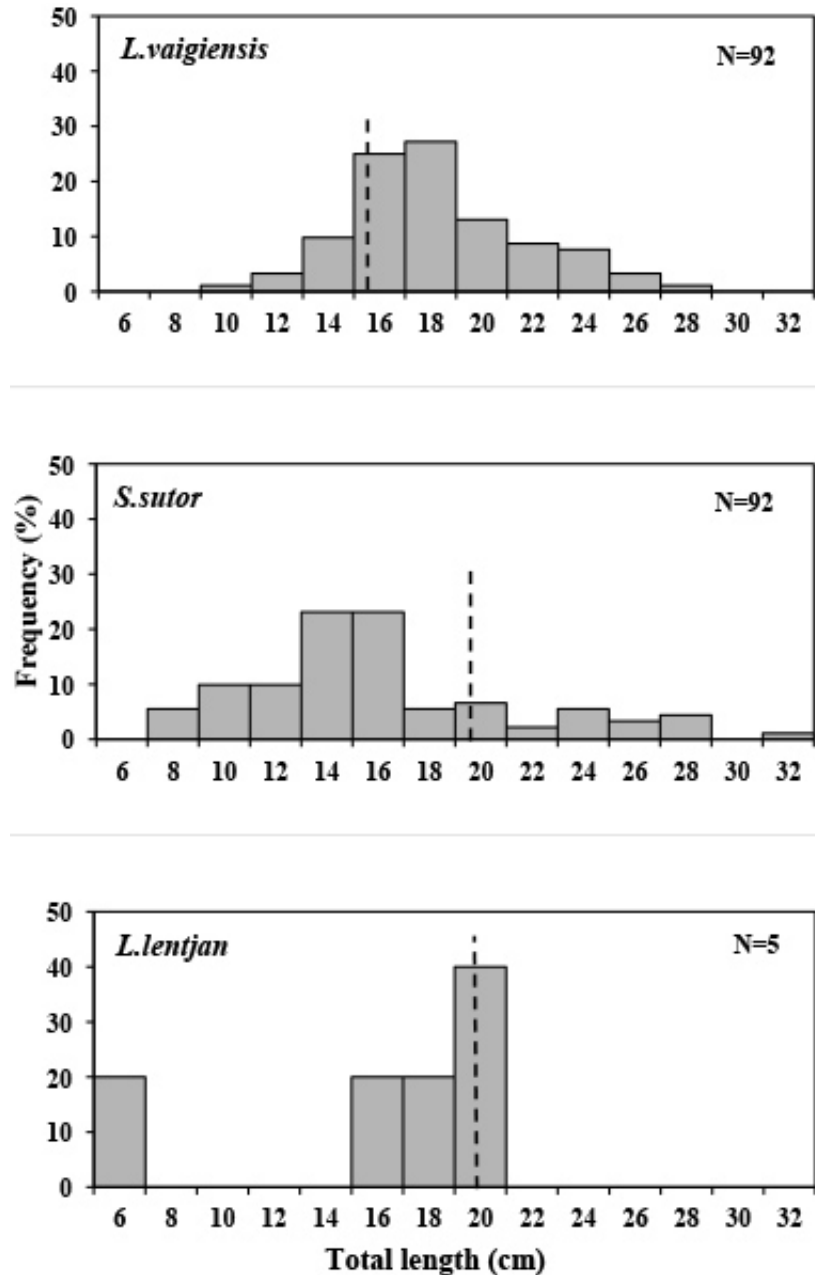


Figure 4. Comparative size frequency graphs for 44 mm codend mesh size of the three dominant species. Dotted lines designated the size of L_{mat} .

2012). Using the 38 mm and 44 mm meshes generally increased the size at first capture of these species, but also reduced the quantity of fish caught by the gear. This poses a conundrum, because the Lamu fishing communities depend on fish for food security and economic activity, and reducing catch rates by increasing mesh size may affect their income. At the same time, the natural resource-base may be under stress from over-harvesting of juvenile fish by small mesh sizes. The concerns surrounding the capture of juvenile fish are that potential yields may be reduced by growth overfishing, or that too few individuals

survive to maturity, resulting in recruitment overfishing (Hutchings & Lamberth, 2002).

It is suggested that an appropriate mesh size is introduced (not a biological optimum, but larger than 25 mm mesh) through stakeholder agreements or voluntary action by fishers. This is already practiced by some fishers in Lamu, who use nets with 38 mm and 44 mm codend mesh sizes. An experimental procedure to collect sufficient data to support robust selectivity analysis is suggested. Reliable measurements of mesh size should be considered during stock assessments, when

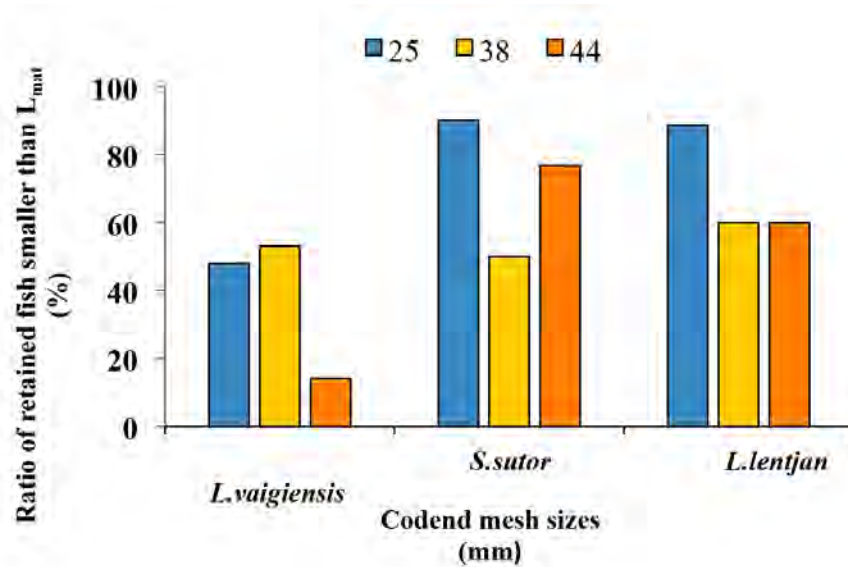


Figure 5. Ratios (%) of the three dominant species $<L_{mat}$ retained by different codend mesh sizes.

estimating fishing mortality rates. Moreover, enforcement officers and net makers should ensure fishers use recommended codend mesh sizes. By regulating mesh sizes, and without outright banning of beach seine nets, fisheries managers should be able to control fishing mortality of smaller species and immature individuals of dominant larger species. It is recommended that further research on selective fishing methods, including standardization of codend mesh sizes, is carried out.

Acknowledgements

We are indebted to the Kenya Coastal Development Project (KCDP) for funding this research work. Special thanks to Dixon Odongo, Rashid Anam, Boaz Orembo, James Gonda, Masud Zamu, Lenjo Mrombo, Nicholas Gichuru, Jacob Ochiewo, Fridah Munyi, Edward Waiyaki, Horace Owiti, Faith Kimanga, Stephen Oluoch, George Waweru, Nicholas Karani, Hassan Bwanamkuu and Captain Ali Salim for the assistance during data collection. We are grateful to the World Wide Fund (WWF) for logistical support. We also thank the county director for fisheries, Mr. Simon Komu, and all the field personnel including fisheries officers from the State Department for Fisheries and the Blue Economy, Beach Management Unit officials, fish traders and fishers for their participation during surveys. Ms. Khyria Swaleh Karama is grateful to the Ministry of Education, Culture, Sports, Science and Technology (MEXT), Japan, for providing a PhD scholarship. We thank two anonymous reviewers for improving the quality of this article.

References

- Auster PJ (1998) A conceptual model of the impacts of fishing gear on the integrity of fish habitats. *Conservation Biology* 12: 1198-1203
- Cinner JE, McClanahan TR, Graham NAJ, Pratchett MS, Wilson SK (2009) Gear-based fisheries management as a potential adaptive response to climate change and coral mortality. *Journal of Applied Ecology* 46: 724-732
- FAO (2011) Fisheries and Aquaculture Technical Paper No. 562. Rome, 149 p. <http://www.fao.org/docrep/014/i2117e/i2117e.pdf>
- FiD (2015) Marine Artisanal Fisheries Frame Survey 2014 report (Unpublished)
- Gell FR, Whittington MW (2002) Diversity of fishes in seagrass beds in the Quirimba Archipelago, northern Mozambique. *Marine and Freshwater Research* 53, 115-121
- Gough C, Harris A, Humber F, Roy R (2009) Biodiversity and Health of Coral Reefs at Pilot Sites; South of Toliara, WWF Marine Resource Management Project MG 0910.01, Blue Ventures Conservation Report
- Hutchings K, Lamberth SJ (2002) Catch-and-effort estimates for the gillnet and beach-seine fisheries in the Western Cape, South Africa. *South African Journal of Marine Science* 24: 205-225
- Hicks CC, McClanahan TR (2012) Assessing gear modifications needed to optimize yields in a heavily exploited, multi-species, sea grass and coral reef fishery. *Plos One* 7: 12

- Jones JB (1992) Environmental impact of trawling on the seabed: a review. *New Zealand Journal of Marine and Freshwater Research* 26: 59-67
- Lasiak TA (1984) Structural aspects of the surf-zone fish assemblage at King's Beach, Algoa Bay, South Africa: Long-term fluctuations. *Estuarine Coastal and Shelf Science* 18:459-483
- Lieske E, Myers R (1994) *Coral Reef Fishes: Indo-Pacific & Caribbean*. London: Harper Collins, London, 400 pp
- MacLennan D (1992) Fishing gear selectivity: an overview. *Fisheries Research* 13: 201-204
- MacLennan D (1995) Gear selectivity and the variation of yield. *ICES Journal of Marine Science* 52, 827-836
- Madrigal-Ballester R, Schluter A, Claudia LM (2013) What makes them follow the rules? Empirical evidence from turtle egg harvesters in Costa Rica. *Marine Policy* 37: 270-277
- Mangi SC, Roberts CM (2006) Quantifying the environmental impacts of artisanal fishing gear on Kenya's coral reef ecosystems. *Marine Pollution Bulletin* 52 (2006): 1646-1660
- McClanahan TR, Mangi S (2001) The effect of a closed area and beach seine exclusion on coral reef fish catches. *Fisheries Management and Ecology* 8: 107-121
- McClanahan TR, Maina J, Davies J (2005) Perceptions of resource users and managers towards fisheries management options in Kenyan coral reefs. *Fisheries Management and Ecology* 12: 105-112
- McManus JW (1997) Tropical marine fisheries and the future of coral reefs: a brief review with emphasis on Southeast Asia. *Coral Reefs* 16: 121-127
- Nunoo FKE, Azuma DYM (2015) Selectivity studies on beach seine deployed in nearshore waters near Accra, Ghana. *International Journal of Fisheries and Aquaculture* 7 (7): 111-126
- Pomeroy R, Parks J, Reaugh-Flower K, Guideote M, Govan H, Atkinson S (2015) Status and priority capacity needs for local compliance and community supported enforcement of marine resource rules and regulations in the coral triangle region. *Coastal Management* 43: 301-328
- Sainsbury KJ, Campbell RA, Lindholm R, Whitelaw AW (1997) Experimental management of an Australian multispecies fishery: examining the possibility of trawl-induced habitat modification. In: Pikitch EL, Huppert DD, Sissenwine MP (eds) *Global trends: Fisheries Management*. American Fisheries Society Symposium, Bethesda, Maryland, pp 107-112
- Smith MM, Heemstra PC (eds) (1986) *Smith's sea fishes*. Springer-Verlag, Grahamstown, South Africa
- Stergiou, KI, Politou CY, Christou ED, Petrakis G (1997) Selectivity experiments in the NE Mediterranean: the effect of trawl codend mesh size on species diversity and discards. – *ICES Journal of Marine Science* 54: 774-786
- Turner RA, Fitzsimmons C, Forster J, Mahon R, Peterson A, Stead SM (2014) Measuring good governance for complex ecosystems: perceptions of coral reef dependent communities in the Caribbean. *Global Environmental Change* 29:105-117
- Unsworth RKF, Cullen LC (2010) Recognizing the necessity for Indo-Pacific seagrass conservation. *Conservation Letters* 3: 63-73
- Watling L, Norse EA (1998) Disturbance of the seabed by mobile fishing gear: A comparison to forest clear cutting. *Conservation Biology* 12: 1180-1197